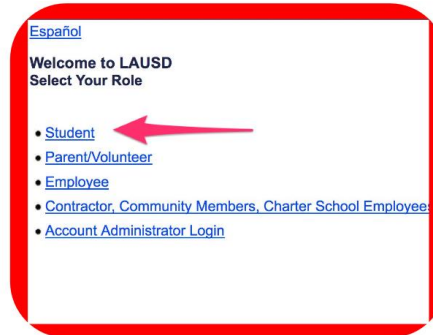


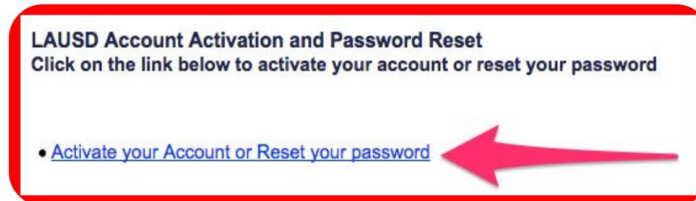
# Only USE THESE DIRECTIONS IF YOU HAVE NOT ACTIVATED YOUR EMAIL ACCOUNT

## Password Setup


- Open Browser
- Go to:  
**MyLogin.lausd.net**
- Select: **Student**



- Select: **Activate your Account or Reset your password**



- Read the RUP
- Select: **Agree**
- Select: **Accept**



- Input: **"District ID"**
- Input: **"Date of Birth"**
- Input: **"PIN"**
- Select: **Next**



- Input a secure password
- Re-enter secure password
- Select: **Submit**

